

# 2020-2021

## Yokohama National University





## Yokohama National University's Mission

Yokohama National University (YNU) strives to establish itself further in academic research and education in the 21st Century by upholding the following four fundamental principles: "Be Active", to solve practical, real-world problems by putting theory into practice; "Be Innovative", to actively promote new endeavors; "Be Open", to widely open one's doors to society; and "Be Global", to foster exchange with other nations.

### Introduction

Yokohama National University (YNU) was established in 1949. YNU originated from a merging of Yokohama Normal School (est. in 1876), Kanagawa Prefectural Training Institution for Teachers of Supplementary Vocational Education (est. in 1920), Yokohama Higher School of Commerce (est. in 1923), and Yokohama Higher School of Technology (est. in 1920). Today, the university comprises five Colleges (Education, Economics, Business Administration, Engineering Science, and Urban Sciences) and five Graduate Schools (Education, International Social Sciences, Engineering Science, Environment and Information Sciences, and Urban Innovation). It has grown into a university with approximately 10,000 students and 1,000 staff and faculty.

Based on seventy years of history and tradition, YNU is highly internationalized, respects and strives to respond to the needs of society. The university is determined to provide practical knowledge to its students and to administer research and education with the aim of becoming a university that is more accessible to society and eagerly welcomes new challenges.

Located in the historically international city of Yokohama, YNU has been dedicated to a global perspective and has concluded International Exchange Agreements with 144 universities and institutions in 42 countries and regions. Currently, there are 890 international students from 72 countries and regions that are enrolled at YNU.

(As of May 1, 2020)

### Organization

#### Undergraduate Colleges

- College of Education
- College of Economics
- College of Business Administration
- College of Engineering Science
- College of Urban Sciences

#### Graduate Schools

- Graduate School of Education
- Graduate School of International Social Sciences
- Graduate School of Engineering Science
- Graduate School of Environment and Information Sciences
- Graduate School of Urban Innovation

#### University Library

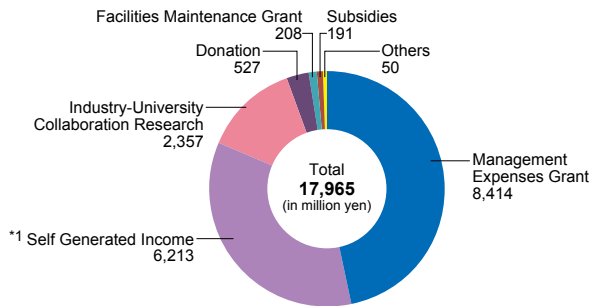
#### Institute of Advanced Sciences

#### Common Organization

- Research Initiatives and Promotion Organization
- Organization for Information Strategy and Promotion
- International Strategy Organization
- Organization for Local Collaboration Networking

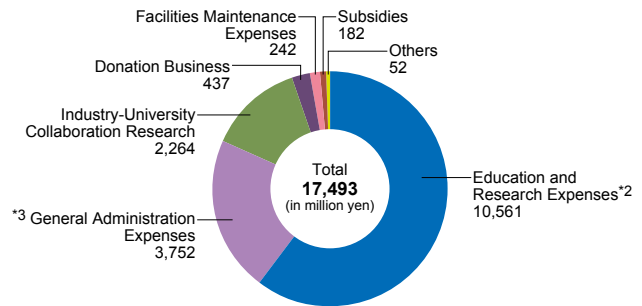
### Settlement Amount (FY 2018)

#### Annual Revenues



\*1 Self Generated income includes tuition fees, entrance fees, entrance examination fees, certificate fees, and miscellaneous income

#### Annual Expenditures



\*2 Education and Research Expenses include Personnel Expenses for Teaching Staff

\*3 General Administration Expenses include Personnel Expenses for President and Board of Directors and Administrative Staff

### Liaison Offices, International Branches, Overseas Alumni Associations



Indonesia Alumni Association, Korea Alumni Association, Cambodia Alumni Association, Thailand Alumni Association, Taiwan Alumni Association, Beijing Alumni Association, Shanghai Alumni Association, Dalian Alumni Association, Philippines Alumni Association, Hanoi Alumni Association, Ho Chi Minh City Alumni Association, Malaysia Alumni Association, Mandalay Alumni Association, Yangon Alumni Association, Mongolia Alumni Association, Laos Alumni Association, Singapore Alumni Association, Uganda Alumni Association, Tanzania Alumni Association, North America West Coast Alumni Association, Brazil Alumni Association, Uzbekistan Alumni Association, Kazakhstan Alumni Association, Kyrgyzstan Alumni Association, Moscow Alumni Association, Europe Alumni Association.

## Enrollment

### Undergraduate College

(As of May 1, 2020)

College	Domestic Students	International Students	Total
Education/Education and Human Sciences	1,020	10	1,030
Economics	1,094	22	1,116
Business Administration	1,242	29	1,271
Engineering Science	2,811	69	2,880
Urban Sciences	911	90	1,001
<b>Total</b>	<b>7,078</b>	<b>220</b>	<b>7,298</b>

### Graduate School

(As of May 1, 2020)

Graduate School	Master's Program		Doctoral Program		Professional Degree Program	Subtotal			Total
	Domestic Students	International Students	Domestic Students	International Students		Domestic Students	International Students	Professional Degree Program	
Education	152	39	-	-	21	152	39	21	212
International Social Sciences	54	192	44	57	14	98	249	14	361
Engineering Science/Engineering	698	45	106	54	-	804	99	-	903
Environment and Information Sciences	281	52	128	17	-	409	69	-	478
Urban Innovation	193	76	33	46	-	226	122	-	348
<b>Total</b>	<b>1,378</b>	<b>404</b>	<b>311</b>	<b>174</b>	<b>35</b>	<b>1,689</b>	<b>578</b>	<b>35</b>	<b>2,302</b>

### Number of International Students

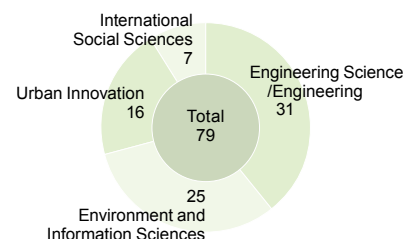
(As of May 1, 2020)

Types of Students	Japanese Government Scholarships	Privately Financed		Total
		Foreign Government Scholarships	Others*	
College				
College Students	31	25	164	220
Research Students	-	-	33	33
Special Audit Students	1	-	31	32
Graduate School				
Master's Students	24	2	378	404
Doctoral Students	63	4	107	174
Research Students	8	-	17	25
Special Audit Students	-	-	1	1
Japanese Trainee	1	-	-	1
<b>Total</b>	<b>128</b>	<b>31</b>	<b>731</b>	<b>890</b>

\* Includes international students etc. by programs of the Japanese government / Japanese government related organizations and programs of international organizations

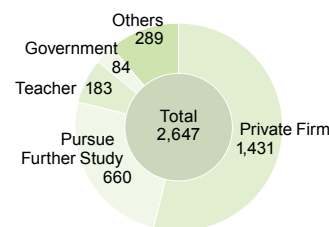
## Number of Doctoral Degrees Conferred

(FY 2019)



## Careers After Graduation

(FY 2019)



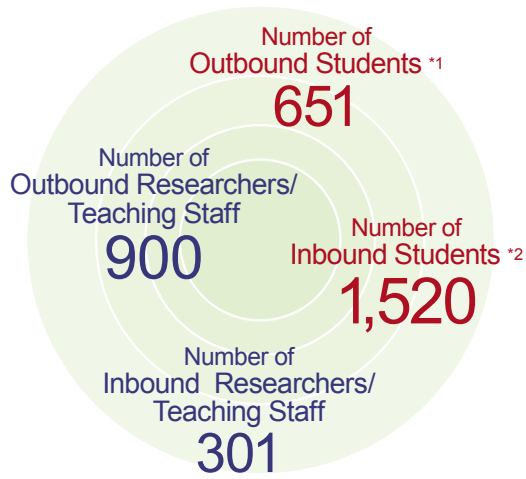
## Number of Outbound/Inbound Students and International Students

(Number of International Students: As of May 1, 2020 / Number of Outbound and Inbound Students: FY 2019)

Country / Region	International Students	Outbound *1	Inbound *2
<b>Asia</b>			
China	498	114	689
Korea	104	37	144
Vietnam	38	17	79
Taiwan	27	24	57
Malaysia	19	-	23
Indonesia	17	4	21
Pakistan	15	-	17
Bangladesh	12	4	20
Philippines	9	11	44
Thailand	9	61	28
Myanmar	8	2	10
Mongolia	8	-	30
India	6	6	56
Sri Lanka	6	5	9
Hong Kong	6	4	7
Cambodia	3	-	19
Nepal	1	-	3
Bhutan	1	-	2
Laos	1	2	11
Singapore	-	12	-
<b>Total</b>	<b>788</b>	<b>303</b>	<b>1,269</b>
<b>Middle East</b>			
Afghanistan	2	-	3
Iran	2	-	2
Oman	1	-	2
Qatar	1	-	2
Turkey	-	2	4
Israel	-	1	-
<b>Total</b>	<b>6</b>	<b>3</b>	<b>13</b>
<b>Africa</b>			
Nigeria	7	-	7
Egypt	6	1	8
Cameroon	5	-	6
Ethiopia	4	2	6
Ghana	3	-	4
South Sudan	2	-	2
Uganda	1	-	1
Kenya	1	-	1
Côte d'Ivoire	1	-	1
Democratic Republic of the Congo	1	-	1
Senegal	1	-	1
<b>Total</b>	<b>41</b>	<b>3</b>	<b>52</b>
<b>Africa</b>			
Tanzania	1	-	1
Togo	1	-	1
Namibia	1	-	1
Madagascar	1	-	1
Malawi	1	-	4
Mali	1	-	-
South Africa	1	-	1
Morocco	1	-	1
Rwanda	1	-	1
Zambia	-	-	1
Mozambique	-	-	1
Others	-	-	1
<b>Total</b>	<b>41</b>	<b>3</b>	<b>52</b>
<b>Oceania</b>			
Australia	1	34	10
Papua New Guinea	1	-	1
Fiji	1	3	1
New Zealand	-	-	2
<b>Total</b>	<b>3</b>	<b>37</b>	<b>14</b>
<b>North America</b>			
United States	5	93	17
Canada	1	14	1
<b>Total</b>	<b>6</b>	<b>107</b>	<b>18</b>
<b>Central / South America</b>			
Brazil	5	4	16
Costa Rica	2	-	2
Colombia	1	-	3
Panama	1	-	1
Venezuela	1	-	1
Honduras	1	-	1
Mexico	1	-	4
Paraguay	-	2	3
Bolivia	-	2	2
Argentina	-	-	3
Peru	-	-	2
Guatemala	-	-	1
Dominican Republic	-	-	1
<b>Total</b>	<b>12</b>	<b>8</b>	<b>40</b>
<b>Europe</b>			
United Kingdom	5	31	44
Uzbekistan	4	-	8
Germany	4	30	9
<b>Total</b>	<b>34</b>	<b>190</b>	<b>114</b>
<b>Grand Total</b>	<b>890</b>	<b>651</b>	<b>1,520</b>

\*1 Includes Exchange programs, Short term training programs, Summer school programs, JASSO Short visit programs, and Japan-China Friendship programs, etc.

\*2 Includes International students enrolled in 2019, Junior Year Overseas at Yokohama National University (JOY) Program, JASSO Short stay programs, the JST Japan-Asia Youth Exchange Program in Science, Japanese Cultural Training Group, etc.



Number of Staff

(As of May 1, 2020)

Staff	Number
President/Executive Directors/Auditors	11
Full-time Teaching Staff	559
Full-time Administrative Staff	304
Affiliated School Teaching Staff	124
<b>Total</b>	<b>987</b>

Number of Inbound Researchers/Teaching Staff (FY 2019)

Country / Region	Number	Country / Region	Number	Country / Region	Number
Asia		Africa		Europe	
China	89	South Africa	4	United Kingdom	14
Vietnam	34	Egypt	2	France	11
India	21	Ethiopia	1	Italy	7
Taiwan	13	Sudan	1	Germany	6
Philippines	6	<b>Total</b>	<b>8</b>	Netherlands	5
Indonesia	4	Oceania		Finland	5
Cambodia	4	Australia	3	Austria	4
Singapore	4	<b>Total</b>	<b>3</b>	Czech	3
Thailand	4	North America		Bulgaria	2
Mongolia	3	United States	20	Switzerland	1
Laos	2	Canada	4	Spain	1
Korea	1	<b>Total</b>	<b>24</b>	Hungary	1
<b>Total</b>	<b>185</b>	Central/ South America		Belgium	1
Middle East		Paraguay	13	Lithuania	1
United Arab Emirates	1	Brazil	2	Romania	1
Iran	1	Colombia	1	<b>Total</b>	<b>63</b>
<b>Total</b>	<b>2</b>	<b>Total</b>	<b>16</b>	<b>Grand Total</b>	<b>301</b>

\*1 Includes Exchange programs, Short term training programs, Summer school programs, JASSO Short visit programs, and Japan-China Friendship programs, etc.

\*2 Includes International students enrolled in 2019, Junior Year Overseas at Yokohama National University (JOY) Program, JASSO Short stay programs, the JST Japan-Asia Youth Exchange Program in Science, Japanese Cultural Training Group, etc.

Academic Exchange Agreements (As of May 1, 2020)

Agreements between Universities

(144 Universities/Institutions from 42 Countries/Regions)

Country / Region	Partner University	Concluded Year	
India	Indian Statistical Institute	2008	
	Indian Institute of Technology Madras	2016	
	Indian Institute of Technology Hyderabad	2017	
	Indian Institute of Science	2017	
	Anna University	2018	
	Indian Institute of Technology Guwahati	2018	
Indonesia	University of Lampung	2009	
	Institut Teknologi Bandung	2011	
	Universitas Indonesia	2014	
	Universitas Gadjah Mada	2014	
	Institut Teknologi Sepuluh Nopember	2020	
	University of Seoul	1998	
Korea	Korea University	2003	
	Sookmyung Women's University	2004	
	Yeungnam University	2005	
	Yonsei University	2006	
	Jeju National University	2007	
	Pukyong National University	2007	
	Changwon National University	2013	
	Dong-A University	2015	
	Incheon National University	2017	
	Sejong University	2019	
	Hanbat National University	2019	
	Thammasat University	2008	
	Prince of Songkla University	2012	
Thailand	Asian Institute of Technology	2014	
	King Mongkut's University of Technology Thonburi	2018	
	National University of Kaohsiung	2006	
	National Taiwan University	2011	
Taiwan	National Tsing Hua University	2013	
	National Chengchi University	2015	
	Shanghai Jiao Tong University	1982	
	Beijing Normal University	1998	
China	East China Normal University	2000	
	Shanxi University	2005	
	Tianjin University	2005	
	Tsinghua University	2008	
	Dalian University of Technology	2009	
	Sichuan University	2011	
	Peking University and Shihezi University	2013	
	Sun Yat-sen University	2013	
	University of Science and Technology Beijing	2014	
	Shandong University	2015	
	Tongji University	2015	
	Jilin University	2016	
	Central South University	2016	
	China Foreign Affairs University	2016	
	Beijing Jiaotong University	2017	
	Shanghai University of Medicine & Health Sciences	2017	
	China Scholarship Council	2019	
	Philippines	University of Santo Tomas	2007
		University of the Philippines	2009
	Bangladesh	University of Dhaka	2013
Bangladesh University of Engineering and Technology		2019	
Pakistan	University of Engineering and Technology Lahore	2019	
Vietnam	University of Transport and Communications	2008	

Country / Region	Partner University	Concluded Year
Vietnam	Ho Chi Minh City University of Technology	2010
	University of Danang	2011
	Vietnam International Education Development of the Ministry of Education and Training	2012
	University of Economics and Business - Vietnam National University, Hanoi	2012
	Foreign Trade University	2013
	Vietnam National University, Hanoi	2015
Malaysia	Universiti Teknikal Malaysia Melaka	2010
	University of Malaya	2011
Myanmar	Universiti Utara Malaysia	2013
	Mandalay University	2014
Mongolia	New Mongol Institute of Technology	2015
	Mongolian University of Science and Technology	2015
Turkey	Istanbul Technical University	2010
	Ozyegin University	2013
Egypt	Cairo University	2007
	University of Nairobi	2008
Kenya	University of Nairobi	2008
	Australian National University	1996
	University of Technology Sydney	1997
	Macquarie University	1998
Australia	University of Wollongong	2019
	University of Otago	2004
	Ara Institute of Canterbury	2016
	San Diego State University	1978
New Zealand	University of Georgia	1988
	California State University, Sacramento	2001
	Bellarmine University	2001
	Utah State University	2002
	San José State University	2005
	Western Washington University	2014
	Portland State University	2014
	University of Saskatchewan	2004
	École Polytechnique de Montréal	2005
	Queen's University at Kingston	2013
Canada	University of Prince Edward Island	2016
	Instituto Tecnológico Autónomo de México	2014
Mexico	Eafit University	2014
	Universidad Nacional de Colombia	2015
Colombia	Universidad Nacional Autónoma de Nicaragua, Managua	2016
	Universidad Nacional de Asunción	2012
Nicaragua	Universidad Nacional de Caaguazú	2015
	Universidad Nihon Gakko	2015
Paraguay	Universidade de São Paulo	1983
	Pontifícia Universidade Católica do Paraná	2010
Brazil	Federal University of Pernambuco	2013
	University of Campinas	2015
	Universidad Autónoma Gabriel René Moreno	2018
	University of Sheffield	1997
Bolivia	Cardiff University	2004
	Nottingham Trent University	2005
	University of Southampton	2006
	University of Edinburgh	2009
	University of East Anglia	2013
	University of Pisa	2006
	Ca' Foscari University of Venice	2014
	Università degli Studi di Milano	2014
	Politecnico di Milano	2015
	University of Padova	2017

## Number of Outbound Researchers/Teaching Staff (FY 2019)

Country / Region	Number	Country / Region	Number	Country / Region	Number	Country / Region	Number	
Asia	China	135	Africa	South Africa	4	Europe	France	40
	Korea	51		Nigeria	1		Germany	39
	Vietnam	43	Total	5	United Kingdom		29	
	Taiwan	38	Oceania	Australia	30		Italy	21
	Thailand	29	New Zealand	4	Spain		18	
	Singapore	23	Total	34	Netherlands		16	
	India	14	North America	United States	136		Czech	15
	Indonesia	14	Canada	15	Austria		13	
	Malaysia	10	Total	151	Switzerland		11	
	Philippines	9	Central/South America	Bolivia	4		Finland	10
	Myanmar	5	Argentina	3	Sweden	8		
	Nepal	4	Brazil	3	Poland	8		
	Bangladesh	4	Paraguay	2	Portugal	8		
	Hong Kong	3	Mexico	2	Serbia	7		
	Cambodia	1	Ecuador	1	Belgium	7		
	Sri Lanka	1	Cuba	1	Russia	5		
	Pakistan	1	Colombia	1	Ukraine	4		
	Mongolia	1	Chile	1	Uzbekistan	4		
	Laos	1	Nicaragua	1	Croatia	4		
Total	387	Barbados	1	Norway	4			
Middle East	Turkey	5	Peru	1	Lithuania	4		
	United Arab Emirates	2	Total	21	Slovenija	3		
	Kuwait	1			Denmark	3		
Total	8			Hungary	3			
Europe	Ireland	2						
	Cyprus	1						
	Greece	1						
	Kyrgyz	1						
	Georgia	1						
	Slovakia	1						
Latvia	1							
Luxembourg	1							
Romania	1							
Total	294							
Grand Total	900							



Country / Region	Partner University	Concluded Year	Country / Region	Partner University	Concluded Year
Netherlands	Delft University of Technology	1996	Czech	Faculty of Metallurgy and Materials Engineering, VSB - Technická Univerzita Ostrava	2015
Switzerland	University of Bern	1998			
Spain	University of Granada	2012	<b>Agreements between Faculties</b>		
	University of A Coruña	2014	(35 Faculties from 33 Universities, 16 Countries/Regions)		
Slovenia	University of Ljubljana	2016	Country / Region	Partner University	Concluded Year
Czech	VŠB - Technická Univerzita Ostrava	2003	India	Department of Chemical Engineering, School of Civil and Chemical Engineering, VIT University	2017
	Tomas Bata University in Zlín	2008	Indonesia	Department of Regional and Infrastructure Technology, Institut Teknologi Sumatera	2019
Germany	University of the Saarland	1981		Faculty of Engineering, Diponegoro University	2019
	Osnabrück University	1999	Korea	College of Engineering, University of Seoul	1996
	University of Erfurt	2003		College of Engineering, Pusan National University	1996
	Augsburg University of Applied Sciences	2014		College of Engineering, Seoul National University	1999
	Technische Universität Dresden	2017		College of Liberal Arts, Sejong University	2012
Hungary	Szent István University	2014		College of Engineering, Chonnam National University	2017
Finland	University of Oulu	2009	Cambodia	Institute of Technology of Cambodia, Phnom Penh	2018
France	École Centrale Paris	1985	Singapore	School of Physical and Mathematical Sciences, Nanyang Technological University	2008
	Université Jean Moulin Lyon 3	1998		NUS Business School, National University Singapore	2016
	Université Paris-Est Creteil (former Université Paris XII)	2005	Thailand	Faculty of Economics, Chulalongkorn University	2013
	Université Grenoble Alpes	2006		Faculty of Architecture, Chulalongkorn University	2013
	Ecole Nationale Supérieure de Céramique Industrielle	2010		Faculty of Engineering, Chulalongkorn University	2017
	University of Poitiers	2016		Faculty of Architecture, Khon Kaen University	2017
	Université Le Havre Normandie	2016	Taiwan	College of Athletics, National Taiwan Sport University	2012
	Institut Mines-Télécom	2020		College of Engineering, National Sun Yat-sen University	2015
Belgium	Haute Ecole de la Province de Liège	2010		Department of Japanese, Wenzao Ursuline University of Languages	2016
Poland	Kazimierz Wielki University	2016		Department of Japanese, College of Foreign Languages and Literatures, Tamkang University	2016
Portugal	Universidade de Lisboa	2008		Department of Economics, National Cheng Kung University	2016
Malta	University of Malta	2011	China	College of Medicine, Kaohsiung Medical University	2016
Kyrgyz	Kyrgyz-Turkish Manas University	2020		School of Management, Jilin University	2014
	American University of Central Asia	2020		School of Software Technology, Dalian University of Technology	2016
	Kyrgyz State University of Construction, Transport and Architecture named after N. Isanov	2020	Mongolia	School of Engineering and Applied Sciences, National University of Mongolia	2007
Others	United Nations Development Programme	2016	United Arab Emirates	College of Medicine and Health Sciences, United Arab Emirates University	2016

### Memorandums based on Agreements between Universities (17 Faculties from 14 Universities, 8 Countries/Regions)

Country / Region	Partner University	Concluded Year
China	MBA Education Center, East China Normal University	2009
	School of Naval Architecture, Ocean and Civil Engineering, Shanghai Jiao Tong University	2012
	Faculty of Economics and Management, East China Normal University	2014
	International Student Exchange PG, Dalian University of Technology	2014
	Faculty of Infrastructure Engineering and School of Architecture and Fine Art, Dalian University of Technology	2015
	Department of Automation, Tsinghua University	2018
Korea	Graduate School of Engineering, Changwon National University	2014
Vietnam	University of Danang	2015
	VNU Vietnam Japan University	2017
	University of Danang - University of Science and Technology	2018
	University of Transport and Communications	2018
America	University of Georgia	2015
Brazil	Escola Politécnica, Universidade de São Paulo	2015
Paraguay	Faculty of Agricultural Science, Universidad Nacional de Asunción	2015
	Postgraduate Directorate General, Universidad Nacional de Asunción	2015
Italy	Department of Civil, Architectural and Environmental Engineering, Department of Information Engineering, Department of Industrial Engineering, and Department of Management and Engineering, University of Padova	2018

Italy	Università Iuav di Venezia	2014
	Department of Engineering and Management, Department of Information Engineering, Department of Industrial Engineering, University of Padova	2014
	Department of Information Engineering, University of Florence	2014
	Schools of Engineering, Politecnico di Milano	2015
Austria	Graz University of Technology	2007
Germany	Faculty of Mechanical Engineering, Faculty of Architecture, RWTH Aachen University	1986
France	Institut Mines - Télécom Business School	2012
Uzbekistan	Tashkent Financial Institute	2013

## YNU Campus



### Accommodation options for International Students/Researchers

- **Ooka International Residence**  
(for Japanese Students, International Students and International Researchers)
- **Tokiwadai International Residence**  
(for Japanese Students, International Students and International Researchers)
- **International Student House**  
(for International Students)
- **Minesawa International Student Dormitory**  
(for Japanese Students and International Students)



Please visit <https://www.ynu.ac.jp/english/about/access/access/> to find the access to YNU.

#### Contact Address

International Office, Yokohama National University  
79-1 Tokiwadai, Hodogaya-ku, Yokohama 240-8501 Japan  
TEL: +81-45-339-3036 FAX: +81-45-339-3039  
Email: [kokusai.kikaku@ynu.ac.jp](mailto:kokusai.kikaku@ynu.ac.jp)  
URL: <https://www.ynu.ac.jp/>

**YNU**  
YOKOHAMA National University

